

WEDDING CLIENT GUIDE 2022 - 2023



STEF ELIZABETH PHOTO



# WHAT'S INSIDE...

ABOUT ME

WHY STEF ELIZABETH PHOTO?

TESTIMONIALS

WHAT TO EXPECT

FREQUENTLY ASKED QUESTIONS

INVESTMENT

A LA CARTE

CONTACT





hello

WELCOME TO STEF ELIZABETH PHOTO.



#### A LITTLE ABOUT ME. . . .

I've been a professional photographer for the last ten years, and in early 2016 I set out on my own to create Stef Elizabeth Photo. Photographing weddings wasn't originally in the photography business plan, as portraiture and landscapes have always been my primary photographic loves. Having been a second shooter for various wedding photographers since 2013, I knew shooting weddings was stressful, chaotic and potentially repetitive. I wasn't sure if it was something I could do entirely on my own. But I decided to take the plunge anyway and have discovered the endless creative opportunities that shooting weddings presents. More than 100 weddings later, I have grown to love documenting the chaos and powerful emotions that wedding days create.

“We found Stef on a whim on The Knot and we are glad we did! We did both our engagement and wedding photos with her and are absolutely thrilled with how they came out. Each photo is crisp and gorgeous with lighting and angles, which is one of the reasons I chose her. Lots of photography trends right now are dark/moody images even for weddings, but I wanted to ensure my photos were timeless, clear, and something to treasure and she made sure of that. She was so helpful in making the photo process more relaxing by providing us with prompts to help us give more "real" smiles and reactions with each other. Viewing both our engagement photos and wedding photos was so exciting and we had many people tell us how great they were. Stef was amazing, especially considering our wedding plans had to change a bit due to COVID and our ceremony ended up being outside. She was able to get all the shots I requested and I honestly don't know how she did it! It seemed like she wasn't even there, but was also everywhere with all the shots she got! I've raved about Stephani to many people and would highly recommend her to work with! She also delivered a beautiful USB with a custom-engraved wooden box to hold it with all our images. Thanks for amazing photos Stef!”



Nick and Mariah,  
m. September 2020



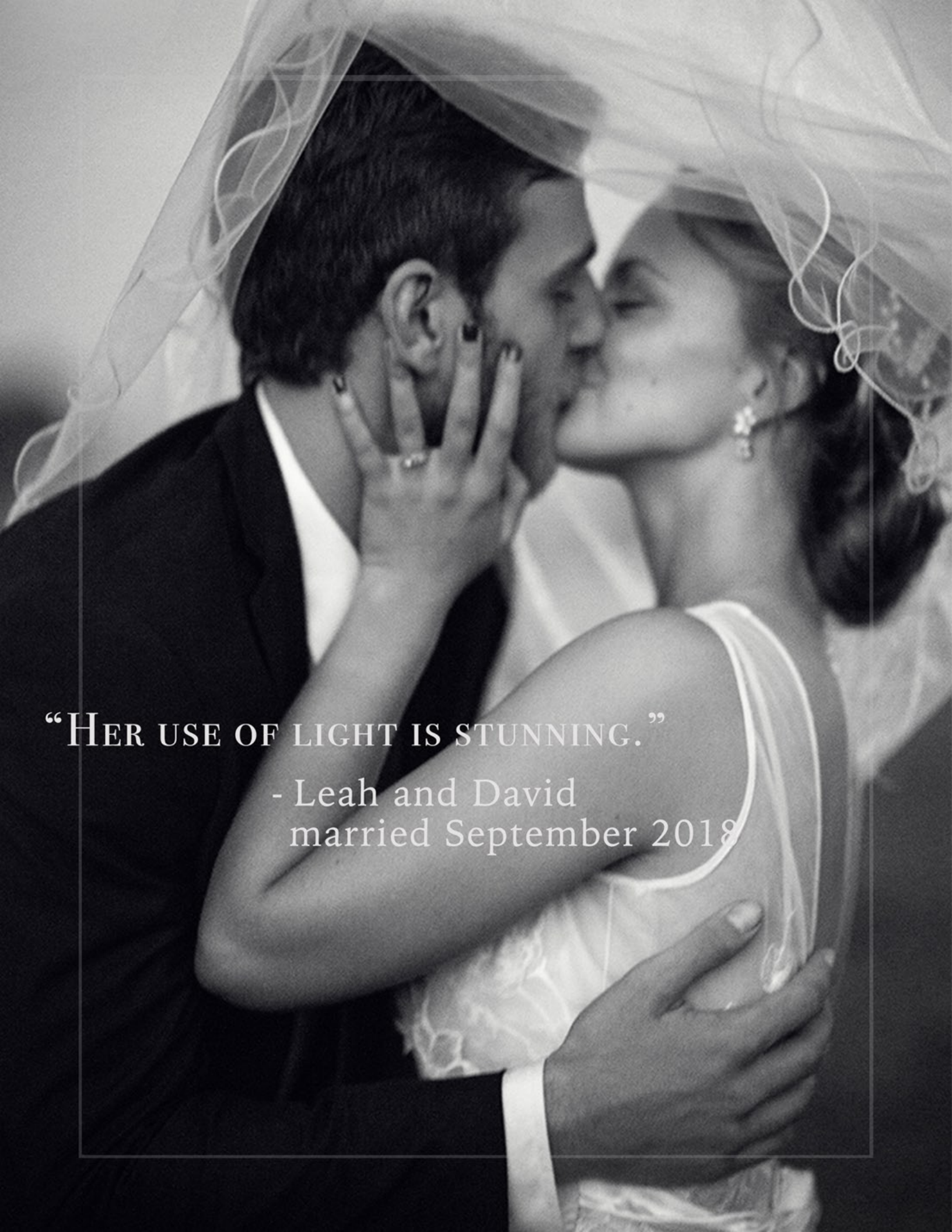


It's a big honor to be invited into someone's circle of family and friends for a day, and to be the one to document these intimate love stories in a way that isn't cookie-cutter, formulaic or predictable. Every couple and every story is unique, and I strive to capture that with every shot during your wedding day. It's not really an expensive party I'm documenting, but the start of a new family you've chosen. It's a big deal and should be treated with the corresponding amount of care and attention.



When choosing your photographer, it's important to find someone whose style and vision you love. But it's also essential to find someone who understands what you're all about as a couple, and what's most important to you photography-wise. Weddings are one of the most momentous occasions in one's life and you should choose a photographer who will treat your wedding as their own.





“HER USE OF LIGHT IS STUNNING.”

- Leah and David  
married September 2018





# Mission...

I believe in planning your wedding so that the experience of the day is as light, fun and stress-free as possible. But let's be real - the pressure to look good on your wedding day (and in the photos) is enormous for most people and that can be a big stressor. And I get it! I can empathize with this and how difficult it can be for a lot of people to get in front of the camera, especially for a whole day. This is why I put as much energy into shooting your wedding as I would my own. I aim to take the pressure off of my clients by creating fun (and sometimes ridiculous) photo prompts that will distract you from the huge lens pointed at your faces. When you are truly relaxed and "in the moment" with your significant other, it comes across in your body language, and that's what creates natural-looking portraits. My ultimate goal is to capture those in-between moments when you're so wrapped up in each other's energy that you lose awareness you're being photographed.









## Why makes Stef Elizabeth Photo unique?

There are many amazing wedding photographers out there. I'm friends with a lot of them and I'm constantly inspired by (and admire!) their creativity and talent in capturing wedding days. So what makes me different? I'm not going to tell you I'm better than they are - every photographer has his or her own unique style and method of telling wedding stories. The truth is that art is a highly subjective matter that touches everyone differently. I can only tell you to choose a photographer whose style speaks to you, someone whose images you instantly connect with emotionally. Look at the way they use lighting and angles, and picture what your wedding day would look like through that photographer's eyes. You want to pick someone who you can trust to be your eyes for the day, because you definitely won't be able to be everywhere at once. This is the job of the wedding photographer - to work incredibly hard for the entire day to capture everything beautifully, while also helping to run the day efficiently so you and your partner can enjoy your wedding day! As this is my livelihood, I am hyper aware of the that it is my job to nail every shot so that you can enjoy your photos the rest of your lives as a family. It's an important task. Choose a wedding photographer that treats your wedding as if it were their own!

## CLIENT TESTIMONIAL

---

“Stef did an absolutely fantastic job with our wedding photos. We received a sneak peak photo gallery before we even got back from our honeymoon! Our wedding was drastically changed from the original plans we had told her (due to COVID) and she completely rolled with it for everything we asked. The beautiful candid pictures we received captured the joy and love of our special day. All of our photos look so natural and you can see the actual laughter and fun we all had. We chose Stephani and her work because she was so upfront and honest with what she was going to deliver us, and she still exceed our expectations. The gallery she provided was so easy to navigate, the personalized USB was absolutely adorable, and she provided us with very useful tips on savings and storing our photos safely. I have already recommended her work to coworkers and friends, and I could not recommend her enough.”

- Lydia and Geoff  
married September 2020







Apart from the gooey stuff, I've also been a professional photographer for a decade, and I know how to use angles, lighting, composition and timing to create beautiful portraits of my clients and the most important moments during your big day (and all the little moments in between, which tend to be my favorites). I'm also a huge Photoshop nerd and LOVE making art out of your wedding photos with lighting enhancement, color toning, and beauty retouching (as needed, of course!).

At heart I am an artist and I want you to become the art in your wedding photos. It's important to me that my clients absolutely love their photos. I also know we live in a world where we are judged constantly on surface beauty, and this pressure can make it hard for lots of people to get in front of the camera without feeling crushed by every self-perceived "flaw." I am one of those people, so I am empathetic to you folks! Therefore, I go the extra mile to make you feel at ease in front of my lens. I don't want you to worry about how you look in the photos. Let me take care of all that - that is my job! Ultimately, I want you to have FUN with your life partner during your engagement session and during your wedding day. My methods involve using silly prompts, ridiculous "interview" questions and simple games to distract you from the huge lens pointed at your faces. This is what lets me create the genuine reactions and natural body language that is essential to truly capturing your relationship. Don't just take my word for it - read the reviews!





## CLIENT TESTIMONIAL

---

I absolutely LOVE our wedding photos. My husband is usually awkward around a camera but he looks stunning in all his photos. Me and my girls look amazing, and I love just looking through all of them. Stef's photos exceeded our expectations. She did a wonderful job working with everyone and letting us know what was needed. Photos from every angle and for every moment. Nothing was missed!

- Mackenzie and Matt  
married November 2020






## CLIENT TESTIMONIAL

---

“Stef was fantastic! We really could not have asked for a better photographer to capture our wedding! We chose Stef Elizabeth Photo after reviewing her past weddings and other event photos and speaking with her extensively. She was always very professional when interacting and accommodating to our specific asks. After we received our photos back from her (which were done really fast), we were happy with our decision to go with Stef Elizabeth Photo for our special day. The lighting and emotion she is able to capture in the photos is phenomenal.”

- Tristan and Graham  
married October 2020









CLIENT TESTIMONIAL

---

“All her pictures are clear and focused, but most importantly, she has a way of capturing the chemistry between couples.”

- Lauren and Colin,  
married June 2017





*What to expect. . . .*



**FROM BOOKING TO GALLERY DELIVERY**



# EXPECTATIONS (PART I)

---

## What can I expect once I book you for my wedding? What does a typical wedding consist of for you?

Most people realize that wedding photography is not simply showing up to a wedding with a fancy camera, taking a few snapshots and charging thousands of dollars - BUT very few people know just how time-consuming and grueling wedding photography can be. An 8-hour wedding can easily translate into dozens of hours of work. When you combine that with time and money sunk into business costs, lenses, equipment breakage, liability insurance, lighting, training, and transport costs, the cost of shooting a wedding for the photographer quickly balloons, and that is why wedding photographers charge what they do in this industry. I can spend up to a whole year and a half preparing for one wedding, depending on how early you book my services. While the most time-consuming part of wedding photography is the training, editing and exportation of products, the most grueling part of the wedding is generally the 8 to 12 hours I spend with you during the wedding day. Wedding photography is much trickier than other genres; it is not kind to mistakes and there are no do-overs, and as a wedding photographer, I have to be very aware of that throughout the day! I work very hard during your big day to minimize the chances of missed shots, blurriness, poor lighting, unexpected schedules changes, illness, crappy weather, unruly families, and relatives with expensive cameras competing for your attention! However, that is all part of being a wedding photographer and I've found that if you know how to "go with the flow" during the wedding day and prioritize your clients, my clients usually end up with a beautiful set of photos and memories.

### Part 1: *Booking and planning*

The wedding photography process begins once you reach out to me and see what collection best suits you and your partner! I offer packages of coverage that range from 6 hours to 10 hours. Each collection includes an engagement session, but you can substitute that session for an extra hour of wedding coverage if you don't care for engagement photos. Before signing a contract, I normally like to chat with my clients over the phone, Skype or an in-person consultation at your favorite coffee shop. If you decide that I am the photographer for you, I will put together a customized contract through a website called Docracy.com, and give you a few days to look it over and request any changes. After all three of us sign the contract, we start the planning process by figuring out an engagement session date. If you desire a second shooter, I also start working on finding an available photographer and signing a contract with him or her. I have a social-media run network of second shooters, so you don't need to worry about finding and booking one yourself.

### Part 2: *Engagement session and more planning*


We will get an engagement session set up and have some back-up dates and locations in case of illness or bad weather. The session normally lasts between 1 and 2 hours (depending on your stamina for having your picture taken!). Before the session, I will send you a list of tips and potential engagement session locations right after booking so we can figure out what suits your personality as a couple. The goal of the engagement session isn't so much about posed photos, but capturing candid and beautifully-lit photos of your relationship. After the session, you will get your engagement photos back in approximately 2-3 weeks, consisting of an online gallery with full-resolution, downloadable files. The engagement photos will also be included on your engraved USB. During the months before your wedding, I will normally be emailing you back and forth about changes in wedding day plans and generally preparing myself as best I can for the day so I can deal with unexpected challenges. If your wedding is at a venue I haven't worked at before or one that has challenging lighting, I generally visit the venue at least once before the wedding day so I will know how to deal with potential challenges. I also need to know how the wedding party will walk down the aisle, how long that will take and where to position myself during the ceremony. If it's at a church and flash is not allowed, I need to prepare myself for that as well.





*featured:*



*emma and stephen  
married sept. 28th, 2019*



## CLIENT TESTIMONIAL

---

"Stef was phenomenal to work with! Throughout the entire planning process, Stef was very patient and flexible with our plans. On the day of our wedding, She was dependable, on time, and she helped make sure that everything ran smoothly. She even scoped out a garden, and found a few amazing places for us to take pictures at, before we got there! During the photos, she made us feel so comfortable and captured our true emotions and reactions. The angles and lighting were incredible, and we are so happy with every picture in our album. Her turn around was also amazing- we had our pictures before we returned from our honeymoon! We highly recommend her to all of our friends and family."



- Sabrina and Taylor  
married August 2020





# EXPECTATIONS (PART II)

## Part 3: *The wedding day*

The day before the wedding, I charge all of my camera batteries, buy extra packs of AA batteries for my off-camera flashes, print off group shot lists and the photography itinerary, and call my second shooter (if there is one) to go over the schedule and make sure he or she has a copy of the itinerary and the correct addresses to be at. I generally show up an hour early on the day of the wedding to set up any additional lighting I might need, which generally applies during group portraits and during the reception (particularly in dark, poorly-lit churches and dance halls). Throughout the wedding day, I will try to keep things on track because wedding days are generally chaotic and disorganized. My priority is keeping my clients' stress levels low because your wedding only happens once and I want you to enjoy the day instead of stressing about details! I tend to hang out in the background during the wedding day rather than get in your faces with lots of demands. I might ask you to move into a spot with particularly beautiful light, or I might make gentle posing suggestions to improve the shot, but I generally concentrate on creating unposed, candid moments. I do enjoy making bride and groom's portraits, but I won't make a big deal out of making you pose a certain way; I tend to simply move my clients into a spot with nice lighting and use prompts to make natural-looking portraits. I also focus on the details that you put so much effort into: the decorations, bouquet, dress, bowtie, boutonnières, flowers, invitations, cake, and the venue are all important parts of the day. They may seem insignificant, but when you are putting together your wedding album, these elements can really bring the whole heirloom album together beautifully.

I've found that wedding days tend to consist of five parts: the getting ready, the first look and couple's portraits, the ceremony, the group portraits, and the reception. The most challenging part of the wedding day is easily the ceremony and the group portraits, which normally come after. I do my best to prepare myself for each lighting situation that a wedding presents, whether that is a long aisle walk in a dark church that doesn't allow flash, or a bright outdoor ceremony with a midday sun and harsh shadows. No matter where your ceremony is, I prioritize being ready to handle the lighting challenges AND making sure I don't miss any shots. Group portraits are another part of the day where preparation is important. I need to know how many groups I'll be shooting, how many people in each group, the best lighting and how to pose. It might sound simple to stick a few people in a certain spot, snap the shutter and move on, but group portraits are much trickier than that! It helps to have a shot list and to have a "helper" - usually the best man or the maid of honor, who can help me "wrangle" people into photos before they run off to the bar. I try to make group photos take as little time as possible in order to free up time for you to enjoy the reception.

Another part of the wedding day I make sure not to miss is about 10 to 20 minutes for portraits of you as a couple. These will include a few traditional, formal portraits, but the majority will be candid moments brought about by using prompts (similar to your engagement session). I will normally try to fit in the couple's portraits right after your first look, or right after the group portraits if you're not seeing each other until the ceremony. I always try to find a few minutes for photos during the hour before sunset as well. From the Grand Entrance at the reception onward (if you have a grand entrance) I generally stay in the background and focus on candid moments between you two as well as documenting the relationships between your guests.

## Part 4: *Delivery of online gallery and USB*

Normally, I have previews posted to your wedding gallery within 2 days of your wedding. Prints and other products will be available to order directly through your gallery, but you will also be provided with printing rights if you prefer to print through another vendor. Once you have approved your final gallery, I will order your custom USB in an engraved wooden box (so it's less likely to be lost!) and get that delivered to you ASAP. Your gallery will remain on my photo hosting website for three months so you and your loved ones have enough time to place an order. I encourage all my clients to download the full gallery and save to separate hard drives, even though you'll be receiving a keepsake USB.



## CLIENT TESTIMONIAL

---

“We nearly cried when we got our first batch of engagement pictures back because they were so amazing! We pored over them constantly and shared a ton to social media as soon as we could. The result was simply beautiful! There is NO ONE in the world that would be easier to work with than Stephani; she gave us plenty of fun prompts to help us feel at ease and comfortable.”

- Sean and Julie  
married May 2020







STEF ELIZABETH PHOTO

# frequently asked questions

## HOW SOON DO I GET MY IMAGES AFTER THE WEDDING?

I normally post a sneak peek (a small collection of images) one to two days after the wedding, normally consisting of the big moments - the walk down the aisle, the first kiss, first dance, etc. How long it takes to get all of your images depends on the collection you choose. I prefer to go through and edit each file to my liking: correcting colors and exposure, smoothing skin, removing blemishes, enhancing the colors and lighting, removing distracting elements, and generally just transforming each image to reflect my particular style. For this reason, it takes anywhere from 4 to 8 weeks to receive your full set of images. Just remember, the time I spend editing your images shows in the final result! If you add a second photographer to your package, please allow a few extra weeks to the original quoted time for me to process those photos as well!

## WHAT ABOUT PRINTS?

I'm very flexible on providing prints. I do provide the edited digital negatives within 2 to 6 weeks of your event (depending on coverage time). While I do provide a print release, I cannot guarantee the quality of prints you order from vendors like Costco, Walmart, Walgreens, etc. I highly recommend ordering high-quality prints through your online gallery. Believe me, it's worth the cost to have your heirloom wedding photos printed without muddied colors or green casts on skin tones.

## I FEEL SUPER UNCOMFORTABLE IN FRONT OF THE CAMERA. IS THIS WHOLE BEING PHOTOGRAPHED THING GOING TO BE PAINFULLY AWKWARD?

As a person who hates being photographed, I totally empathize with you. My goal is ultimately to capture the moments between couples in which they're wrapped up in each other and lose awareness of the camera. I don't want to document cookie-cutter, forced poses that make everyone feel awkward. I want to bring out the natural dynamic between the couples I shoot and make a visual story of your relationship.

I do have a method of making my subjects comfortable in front of the camera. It involves giving you prompts and shooting your immediate reactions to a bunch of silly questions. I have found that this method effectively elicits genuine reactions and prioritizes capturing the emotional connection between couples. I've found that it works better than asking my subjects to give me their best fake smiles!

Furthermore, I am very discreet about which photos I edit and publish - if my subject happens to be making a weird face, is mid-sentence or it's just a bad angle, no one will see it but me! And believe me, I haven't met a subject who takes a perfect photo every time ;)



STEF ELIZABETH PHOTO

## *frequently asked questions, part II*

---

### CAN I POST MY IMAGES ON SOCIAL MEDIA?

Absolutely yes, under the condition that you do not edit the files in any way (no Instagram filters, cropping, changing the hue, etc). I have worked very hard to establish the "look" of my images and changing the colors, tone, or general look of my photos is harmful to my brand and my business.

Of course, for your own personal purposes, the photos are yours to do with as you wish (just don't share the altered images on social media, please!).

### WILL WE GET TO SEE THE ORIGINAL UNEDITED FILES?

I don't share the unedited files with my clients because (1) you probably won't be able to open them as they are in RAW format and require the latest version of Photoshop or Lightroom, and (2) I like to have full control over the final "look" of my photos. I have worked hard to establish my own brand of photography style, and sharing photos that I took that don't look like the rest of my work is harmful to my business.

### WHAT KIND OF EQUIPMENT DO YOU USE?

I use top-of-the-line Nikon equipment, including two full-frame camera bodies, 8 lenses, and a variety of flashes, light modifiers, remote flash triggers, reflectors, umbrellas, and tripods.

### WHY SHOULD I HIRE A PRO WEDDING PHOTOGRAPHER AND NOT MY FRIEND WITH A NICE CAMERA?

There are more than a few reasons why hiring a friend with a nice camera, rather than a professional who does this for a living, is usually a mistake. Planning your wedding photography can take months, and for good reason - there's a lot to go over! A professional wedding photographer must be able to deal with the multiple unexpected challenges that never fail to pop up during the wedding, from minimal church lighting during the ceremony, to equipment malfunctions, to schedule delays and sick wedding party members. The photographer must be ready for anything that happens, because weddings rarely run completely as planned! Hiring a friend who has never professionally shot a wedding is likely to result in missed shots, bad lighting, unflattering angles, blurred photos, and lost files. It's better to go with a pro who can cheerfully and professionally deal with any challenges that arise.





STEF ELIZABETH PHOTO

## *frequently asked questions, part III*

---

### I HATE MY DOUBLE CHIN, ACNE AND OTHER UNSIGHTLY FEATURES! WILL YOU EDIT THAT STUFF OUT OF MY WEDDING PHOTOS?

I understand those who hate photos of themselves. I myself absolutely hate being photographed and thus can empathize with you folks! Therefore, I go the extra mile in Photoshop to make sure you don't cringe when you look at yourself in your wedding photos. While I do encourage my subjects to make my job easier by putting effort into attire and makeup, I do know my way around Photoshop in terms of retouching. For portraits (especially wedding portraits!), I remove blemishes, smooth skin, whiten teeth, correct skin tones, and fix those pesky double chins!

Ultimately I want you to love your wedding photos and the way you look in them. Between my experience in lighting, angles and Photoshop retouching, I will make sure to capture you in your best light. I can't promise to make you look like a supermodel, but I can promise that I will work with you individually to figure out how to bring out your own beauty and individuality.

### DO YOU KEEP THE ORIGINAL RAW FILES?

Because of the immense size of each unedited raw file, I simply can't afford to keep them all and normally delete them after your final images have been delivered via your gallery and USB. If I saved all the raw files from all the weddings I shot, I would need about 1000 terabytes' worth of storage (a bit of an exaggeration, but you get the point). So no, I generally delete the raw files after your images have been safely delivered to you. I always tell my clients to back up your images in at least 2 places because all hard drives fail at some point!

### WHAT ABOUT HEIRLOOM WEDDING ALBUMS? DO YOU DO THOSE?

Through the flexibility provided by a print release, you'll be able to design and order your own wedding albums after receiving your digital files. You can order albums through my online store, but you can design and order them at other places as well via your print release. If you're short on time or just don't know where to start with albums, I do provide the service of album design for an additional fee.

### I'M READY TO BOOK! WHAT NEXT?

Amazing! I'm thrilled that you've chosen me to document the official start of your new family. I book weddings on a first-come, first-serve basis. To confirm your booking, I need a signed contract and a \$500 deposit. Just send me an email confirming you want to book me, and I will send you and your fiancé(e) an online contract. If you are unable to provide a \$500 deposit within a week of all three of us signing a contract, I cannot guarantee your booking.

## CLIENT TESTIMONIAL

---



“I was so overwhelmed when looking for a photographer because there are so many choices out there. Stef’s photos really stood out among all the photographers I was looking at because they had a real genuine quality to them. They weren’t stiff and posed, but seem to capture the couple’s authentic personalities.”

- Liz and Matt  
married September 2019







STEF ELIZABETH PHOTO

## *frequently asked questions, part IV*

---

### DO YOU TRAVEL?

Yes! Contact me for a custom quote.

### CAN WE BOOK YOU FOR ONLY A FEW HOURS?

Because I put tons of time and effort into each wedding I shoot and personalize the experience as much as possible, my minimum amount of coverage for a wedding is 8 hours.

### HOW MUCH DO YOU EDIT YOUR PHOTOS?

Post-processing is the most time intensive part of your wedding as I work hard to ensure every image meets my artistic standard. Every photo has my custom look applied, and is adjusted for things like color balance, toning, sharpness, beauty retouching and lighting enhancement. I consider each photo I take to be a small piece of a larger body of artwork - your wedding photography collection! Therefore, I put a lot of time and effort into retouching every single photo I take so that your wedding album will truly be an art collection. To be honest, I spend a lot more time in front of a computer than I do shooting because my editing process is a huge part of how your photos turn out.

### HOW WILL MY PHOTOS BE DELIVERED TO ME?

I deliver images using a platform called ShootProof, where you will be able to download the full-resolution edited images as well as share them easily on social media. You can favorite the images you love as well as order high-quality prints. Of course, you will be provided with a print release, so you can order professional prints from your preferred vendor if you prefer not to order directly from ShootProof. Unless I've tailored your collection otherwise, you will also be receiving your images in a keepsake USB in an engraved box.

### WHAT IF WE NEED TO CANCEL OR CHANGE THE DATE?

The retainer is non refundable in the case of a cancellation. If you choose to move your date, and I am available, I will happily transfer your contract to the new date.

# investment

RATES START AT \$3000 FOR SATURDAY WEDDINGS  
IN 2022-2023

9 HOURS OF WEDDING DAY COVERAGE

BEAUTY RETOUCHING (BRIDE AND GROOM ONLY)

75-100 EDITED PHOTOS PER HOUR OF COVERAGE

1-HOUR ENGAGEMENT SESSION WITH A MINIMUM OF 50 UNIQUE PHOTOS

KEEPSAKE USB DRIVE IN AN ENGRAVED WALNUT BOX

TIMELINE ASSISTANCE

PDF PREP GUIDE + WEDDING DAY QUESTIONNAIRE

ONLINE GALLERY WITH DOWNLOADABLE FILES FOR ALL VISITORS

ALL CONSULT TIME (IN-PERSON, EMAIL AND PHONE)

ACCESS TO ONLINE SHOP FOR EASY ORDERING

PRINT RELEASE

DISCOUNTS FOR BRIDAL BOUDOIR + BRIDALS SESSION



# A LA CARTE

BRIDAL BOUDOIR	<del>\$650</del> \$450*
BRIDALS	<del>\$650</del> \$450*
ADDITIONAL USB BOX	\$85
SECOND PHOTOGRAPHER	\$100/HOUR (WITH A FOUR-HOUR MINIMUM)
WEDDING ALBUM	\$700

\* DISCOUNT APPLIES ONLY TO WEDDING CLIENTS







*Let's do this!*

---

*I can't wait  
to hear from you!*

email | [info@stefelizabethphoto.com](mailto:info@stefelizabethphoto.com)

phone | 502 292 8014 (texts preferred, no calls please)

follow me on Instagram [@stfelizabethweddings](https://www.instagram.com/stfelizabethweddings)