

kasey Wallace

PHOTOGRAPHY

EST. 2008



Wedding Guide



Welcome

Hello friends!

Congratulations on your engagement! I am so thrilled to be a part of your wedding family. This is going to be an amazingly beautiful time in your lives.

It's okay to feel overwhelmed with all the wedding information out there, but please know you are not alone. We are seasoned professionals who are here to help you document one of the biggest days of your lives to be able to share these memories with future generations to come.

The information in this planning guide is meant to help you through all of your photography-related questions so you can relax and get excited for your big day.

If you have questions, please don't hesitate to reach out I am here for you every step of the way.

260.403.1753

info@kaseywallacephoto.com

xo,

Kasey



Meet Kasey

I'm KASEY, the owner & principal photographer of KASEY WALLACE PHOTOGRAPHY. I love being able to share in the love of two individuals and feel blessed to get to work with such wonderful people each day!

Based out of Fort Wayne, IN, I've been photographing weddings for over 15 years. There isn't a day that goes by that I'm not excited about documenting life and love.


I started my photography career while finishing at The University of Saint Francis with a Master of Arts Degree in Photography. It has been a beautiful journey as I've discovered myself, my style, and my love for weddings and sharing the love on one of the most beautiful days of your lives.

Get comfy as you browse my work!



e: info@kaseywallacephoto.com	f: /kaseywallacephotography
p: 260.403.1753	i: @kaseywallacephoto

WWW.KASEYWALLACEPHOTO.COM



My Style

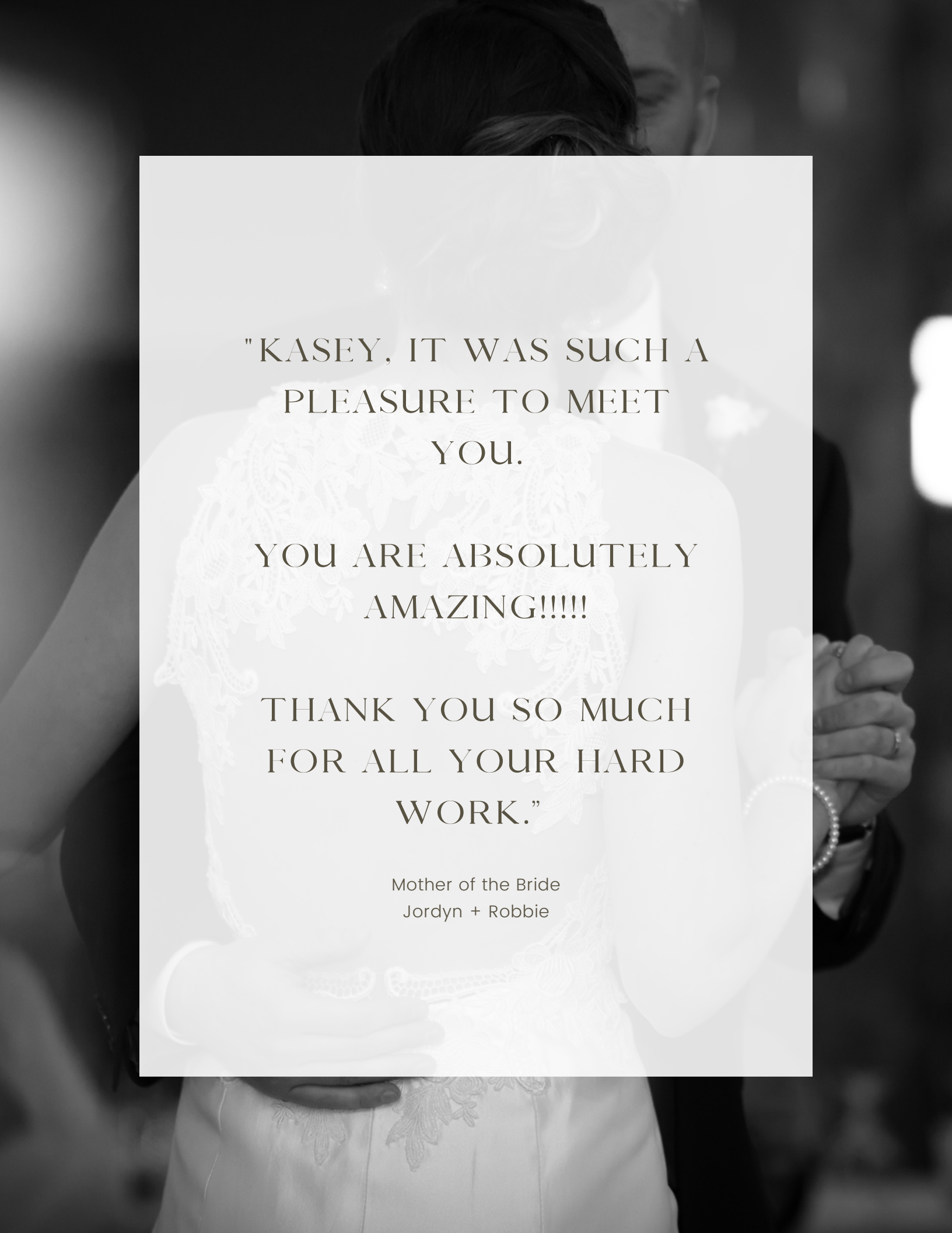
Bold. Authentic. Emotive.

My style is true-to-life with a rich vibrancy that enhances the emotions of the image. I focus on a mix of photo-journalism with some posed portraits details. I love highlighting details. Small but mighty, they are essential to telling the story of your day.

My goal is to capture emotion in each image, from the big moments to the small ones in-between, I am there for it all.

I promise you're going to want to remember this.





"KASEY, IT WAS SUCH A
PLEASURE TO MEET
YOU.

YOU ARE ABSOLUTELY
AMAZING!!!!!!

THANK YOU SO MUCH
FOR ALL YOUR HARD
WORK."

Mother of the Bride
Jordyn + Robbie

Collections:

PLATINUM : \$5000

10 hours coverage
2 photographers
engagement session
complete digital collection
30x40 gallery wrap canvas
12x12 - 20pg heirloom album
\$750 print credit

SOULMATES : \$4200

8 hours coverage
2 photographers
engagement session
complete digital collection
\$500 print credit

CLASSIC : \$3100

6 hours of coverage
2 photographers
complete digital collection

ADD-ONS

additional coverage : \$350/hr
additional photographer: \$100/hr
engagement session : \$400
gallery wrap canvas : \$150+
thank you cards : \$200+
heirloom albums : \$500+

Rich. Vivid. Timeless.
Your memories matter.



Engagement Session

Engagement sessions are a fun way to get to know what it's like to be in front of the lens. This will help you feel even more comfortable on your wedding day.

These sessions are designed for the two of you to relax, have fun, and just enjoy being with each other. We'll joke and laugh, we can listen to music, have snacks, and just chill. The point is to capture your love in a relaxed environment where the two of you can be yourselves.

Sessions typically last around two hours and we can visit two locations. If you'd like to book an adventure session, these last longer and can include travel to an awesome location where we can explore and hang out for the day.

Engagement sessions are included in the Platinum and Soulmates Collections.





Details

I love, love, love photographing the details of your day. Everything from rings to your shoes, earrings to cufflinks, I love it all. You have carefully chosen these items to enhance the beauty of your day and they deserve to be documented!

I'll take around 30 minutes to arrange and take photos of these details. I recommend selecting a getting ready area that is filled with natural light and free of clutter so there are no distractions in your photos. Bonus points if it's pretty!

Collecting all of these items in one location so they are ready for me is super helpful and so appreciated! This helps streamline the process so I'm not running all over trying to gather everything and then you get to relax and not worry about it either.





Detail Items



bridal details checklist

- dress
- dress hanger
- ring set
- shoes
- veil
- bouquet
- hair pieces
- earrings
- necklace/bracelet
- garter
- invitation suite
- other stationery
- vow books
- keepsakes
- unused florals
- perfume bottle

groom details checklist

- shoes
- fun socks
- cuff links
- tie / bow tie
- pocket square
- cologne
- vow books
- rings
- sunglasses
- hat
- cane
- flask / drinks
- notes
- keepsakes
- boutonniere




Rings

Your rings are so important. They mean so much to you and they are unique to your relationship. Ring photos are an essential part of telling your story.

If possible, try to have your engagement ring and wedding bands professionally cleaned. You can also clean them yourself. To clean at home, soak your ring in warm water with dishwashing soap for 20-40 minutes. Then gently brush the stones and band with a soft toothbrush, rinse, and repeat if needed.

Your rings will gleam with pride and will be free of any hidden debris and fingerprints. Trust me, your images will thank you.



Getting Ready

Getting ready photos are so fun and I love when my clients want them documented!

Everyone is bouncing around and the room is electric with the buzz of the day just beginning to take form. These also make for perfect documentary photos and gives me a chance to sneak sweet photos between you and your mom, grandma, bridesmaids, and any other special people who are in the space with you.

This is also a good time for you to read notes or open gifts from your partner.





Timeline : Portraits

Whether you're doing a First Look or planning to remain "traditional" and not see each other until you walk down the aisle, I will work closely with you to make sure you have the best timeline and plan in place for images.

If you're planning to go "traditional," you'll need two sets of photo times: images taken BEFORE the ceremony and images taken AFTER the ceremony.

I recommend planning for a minimum of 30 minutes of pre-ceremony bridal and bridesmaids photos and around 30 minutes of pre-ceremony groom and groomsmen photos. This can be done at the same time with two photographers.

After the ceremony, you should allot 15-20 minutes for combined bridal party photos, a minimum of 30 minutes for family/friends photos (depending how many groupings you have), and a minimum of 30-45 minutes of couple's portraits after the ceremony BEFORE the reception begins.

If you are doing a First Look, photos can be done all at one time prior to the start of the ceremony. I recommend blocking off around 2 hours of photo time to include: First Look, couple's portraits, wedding party portraits, family & group portraits.

Tips: if you are planning a traditional aisle reveal, please be mindful of the ceremony time and sunset time when planning. If you are having a sunset or evening ceremony, it is best to do most of the portraits before the wedding so we have the best natural light to use. Daylight is crucial for amazing portraits and allows us more creativity when choosing a portrait location. Building appropriate time for photos into your timeline ensures we won't be rushed and allows for us to include all the different photo spots you want.





Timeline : Ceremony

A popular trend that a lot of couples are including in their big day is to have an Unplugged Ceremony. This means the couple requests all guests to put away their phones and cameras and just enjoy being focused on the moment rather than documenting the moment. That's why they hire me, after all! Having an Unplugged Ceremony also ensures that Uncle Bob or Aunt Sally won't accidentally be in the way of my shot with their camera phones.

The average ceremony tends to last around 20 minutes, however, there is no wrong or right length of time for a wedding ceremony. It is super important to let me know the details of your ceremony. Are you having any readings done, songs performed? Are you doing any Unity Ceremonies during the main ceremony? Any cultural traditions you're including? These are super important to make me aware of so I know where to be when they're about to occur. There's nothing less glamorous than a ninja-photographer running behind people to get to the right spot because they didn't know something cool was happening.





Timeline : Reception

Having a DJ that is great with keeping things on track is essential. I work closely with them throughout the reception to make sure we are coordinating our times and that we both have enough time for what we need. It's never good when I pull you out for sunset portraits and the DJ starts calling your names for a special dance. By working together, we ensure that this never happens.

It's important to set up a reception timeline to make sure your "reception events" take place in a timely manner. First dance, special dances, cake cutting, garter and bouquet tosses, dollar dash, shoe game, etc. These are examples of special events that can take place at the reception. It's also important to keep the evening flowing so your guests don't get bored.

Are you doing a special grand exit or faux exit? These are so fun but need to be planned accordingly. We'll chat about the details and I'll ensure I work them into my timeline and get set up for when the moment arises. Sparkler exits are a big hit right now. Make sure you use the long sticks and have a bucket of water!





Example Timeline

WITH FIRST LOOK

- 11:00AM Photographers Arrive / Set Up / Details
- 12:00PM Hair + Makeup Finished / Bride + Bridesmaid Robe Photos
- 1:00PM Bride Puts on Dress + Accessories
- 1:20PM Reveal with Bridesmaids
- 1:30PM Leave for First Look location
- 1:45PM First Look / Bride + Groom Portraits
- 2:45PM Wedding Party Portraits
- 3:00PM Family / Group Portraits
- 4:00PM Leave for Ceremony / Wedding Party Hidden / Guests Arrive
- 4:30PM Ceremony Begins
- 5:00PM Cocktail Hour Begins
- 6:00PM Reception Begins / Grand Entrance / Welcome Speeches
- 6:15PM Dinner
- 7:00PM Cake Cutting / Toasts
- 7:15PM First Dance / Parent Dances
- 7:30PM Dance Floor Opens
- 9:00PM Photographers Depart



Example Timeline

WITHOUT FIRST LOOK

- 12:00pm Photographers Arrive / Set Up / Details
- 1:00PM Hair + Makeup Finished / Bride + Bridesmaid Robe Photos
- 1:20PM Bride Puts on Dress + Accessories
- 1:30PM Reveal with Bridesmaids
- 1:45PM Bride + Bridesmaid Portraits
- 2:00PM Groom + Groomsmen Portraits
- 2:30PM Leave for Ceremony / Wedding Party Hidden / Guests Arrive
- 3:00PM Ceremony Begins
- 3:30PM Cocktail Hour Begins
- 3:45PM Family / Group Portraits
- 4:00PM Wedding Party Portraits
- 4:15PM Bride + Groom Portraits
- 4:30PM Reception Begins
- 5:15PM Grand Entrance / Welcome Speeches
- 5:30PM Dinner
- 6:00PM Cake Cutting / Toasts
- 6:15PM First Dance / Parent Dances / Special Dances
- 6:45PM Bouquet Toss
- 7:00PM Dance Floor Opens
- 8:00PM Photographers Depart



Vow Renewals & Elopements:

PREMIUM : \$3400

6 hours coverage
2 photographers
complete digital collection
10x10 - 20pg heirloom album
\$300 print credit

ESSENTIAL : \$2000

4 hours coverage
1 photographer
complete digital collection
\$100 print credit

BASIC : \$1500

2 hours of coverage
1 photographer
100+ full-res digital images

ADD-ONS

additional coverage : \$350/hr
additional photographer: \$50/hr
engagement session : \$400
gallery wrap canvas : \$150+
thank you cards : \$200+
heirloom albums : \$500+

For the lovers & the dreamers.

Vendors

VENUE

Union 12
The Charles
The Paddock
Embassy Theatre
Baker Street Station

CATERING

Goeglein's
Ceruti's
The Orchid
The Charles

FLORAL DESIGNER

Armstrong Flowers
Lopshire Flowers
The Sprinkling Can
Four Seasons DIY
Rose's Bouquets

DJS

Alomar Entertainment
Sound Sensation
RnB Sound
I Do Crew

CAKE

Sassie Cakes
Cakes by Laurie
Icing for Izaac
Courtney's Bakery
For Goodness Cakes

MAKEUP ARTISTS

The Red Stiletto
Blush Bridal
Julie Marie Artistry
Abby Sheehan
Stephanie Thomas

HAIR STYLISTS

The Red Stiletto
The Basement
Sola Salon Studios
The Hair Department
Beautiful Memories

VIDEOGRAPHY

PUNCH Films
Indigo Lace Collective
Thread & Film
JG Wedding Films
DE Media Design



You Have Questions...

Q: What sets you apart from other photographers?

A: Every photographer is going to tell you they're passionate and love capturing memories, and they should, that should be true. I can't tell you why you should choose me -that is up to you to decide- but I can tell you about myself. I love love. I have a love-hate relationship with time. It's why I became a photographer because all of this is going to end one day and what better way to hold onto our memories by having moments we can touch. I'm a big nerd and I love animals. I'm a coffee addict, book lover, word nerd, and gardening wannabe. Down for game night with delicious food? Let's be friends.

Q: Okay, we vibe. When should we book?

A: Weddings are typically booked 12-18 months in advance, but every situation is unique. The best advice I can give is to book as soon as possible to increase the likelihood of your date being available.

Q: How many photographers will be there at our wedding?

A: The Platinum and Soulmates Collection feature two photographers. The Classic Collection features just one (me). If you'd like to add on, it's easy-peasy.

Q: When do we get our images? How many will we receive?

A: Weddings have a turnaround time of 6 weeks. Leaning toward a documentary style by nature, I don't limit the number of images you receive. Your gallery will feature all useable images. The only ones I remove are duplicates or those that are technically unsound, e.g. blinking, weird faces, shoveling food into mouths.

Q: Will you Photoshop my images to hide any unwanted spots, wrinkles, etc?

A: Minor edits will be made, however, I believe these distinctions are what make us beautiful & unique. If there are specific edits you want, these will be charged according to the number and complexity of edits and may require extra time.

...I Have Answers

Q: Do you have a list of preferred vendors to use?

A: Yes! From wedding planners to florists and caterers, I have worked with some of the best companies in the industry & would love to share their information with you!

Q: Do I have to order prints through you?

A: I highly recommend ordering prints through one of my professional vendors, but it isn't required. The difference in quality is huge when it comes to ordering through a professional lab, so I always love to help with prints! Please note, I cannot be held liable for unfavorable prints received from outside print labs.

Q: What equipment do you use?

A: I use two Nikon D750 camera bodies, 24-70mm, 105mm, 70-200mm lenses as my main gear. I also have 24mm, 50mm, 85mm, 50mm tilt-shift lenses. Depending on lighting conditions, several on-and-off camera flashes will be creatively incorporated.

Q: Do you photograph destination weddings?

A: Um, yes. Yes, please. I love to travel - let's go! If you are having a destination wedding, you will be provided with a custom quote.

Q: Are the people featured on your site models?

A: Nope. All persons featured on my website and social media accounts are all real clients.

Q: How do we reserve our wedding date?

A: All that's required to secure your date is a non-refundable retainer fee of 25% your total investment and signed contract. Any remaining balance is due 30 days prior to the wedding date. Payment plans are available upon request.



"KASEY IS SO SWEET AND
CAPTURED MY WEDDING
DAY PERFECTLY!

SHE'S VERY GOOD AT WHAT
SHE DOES AND MADE US
FEEL TOTALLY
COMFORTABLE DURING ALL
OF THE COUPLE AND GROUP
PHOTOS, AND THE PHOTOS
ALL TURNED OUT GREAT.

I'M GLAD WE CHOSE HER
FOR OUR BIG DAY!"

Abby & Logan



CONTACT

info@kaseywallacephoto.com

www.kaseywallacephoto.com

260.403.1753

