

# WEDDINGS

LIFESTYLE & WEDDING



# ALEX WRIGHT

*photography*





*a few words*

FROM THE PHOTOGRAPHER:

**Congratulations** on your upcoming wedding!  
I'm so thrilled that you're considering using Alex Wright Photography to capture the big and small moments of your special day. I am deeply in love with documentary photography. I believe in my ability to get amazing images without putting stress on the couple by using awkward, forced poses. I prepare extensively for every wedding day and ask all necessary questions far in advance so that when it comes time for you to say "I do," your only job is to celebrate your love surrounded by family and friends. I've attended so many weddings, but I never get tired of seeing the unique traditions of each couple, documenting the joy on the couple's faces as they walk down the aisle after the ceremony hand in hand, and helping my clients remember precious moments from the day that would have otherwise been forgotten. I feel so lucky to witness so much love and happiness up close.

*-alex wright*

“TO LOVE OR  
HAVE LOVED,  
THAT IS ENOUGH.  
ASK NOTHING  
FURTHER.  
THERE IS NO OTHER  
PEARL TO BE FOUND  
IN THE DARK  
FOLDS OF LIFE.”

-VICTOR HUGO, *LES MISÉRABLES*



“I won't make this too complicated: Alex was the perfect wedding photographer. She communicated in advance, showed up earlier than promised, was hardly noticeable while we were having a great time (other than when she absolutely needed to step in to set up certain shots), and then sent us fantastic photos. You want Alex to photograph your wedding.”  
-MISHA & CAROL



*table of contents:*

- PAGE 4 - PRICING INFORMATION
- PAGE 5 - FREQUENTLY ASKED QUESTIONS
- PAGE 6 - DETAILS AND CANDIDS
- PAGE 7 - HELP WITH SCHEDULING
- PAGE 8 - FIRST LOOK
- PAGE 9 - FAMILY PORTRAITS
- PAGE 10 - ENGAGEMENT SESSIONS

## WEDDING PRICES:

Your total will depend on how many hours you will be needing me for the day (from when I should be arriving before the ceremony until the couple is leaving the reception). Here's an outline to give you an idea:

---

4 hours: \$1400

6 hours: \$1800

8 hours: \$2200

10 hours: \$2600

Every hour after that: \$300

---

That includes the time spent corresponding with you, preparing, shooting, editing each individual image, packaging and shipping, my equipment and insurance costs, and wedding experience. Within 4-6 weeks after the wedding day, I will e-mail you a slideshow of images to share with your friends and family. I will then mail you a USB drive with all of the edited, high-resolution images and full printing rights. If you book me for at least 8 hours, I will also include 200 of my favorite 4x6 printed images from the day.

150 miles roundtrip of travel are included with all of my weddings. If your location is farther than 75 miles away from Columbus, Ohio there will be an added cost of \$0.50 per mile.

I require a \$300 non-refundable deposit to save your wedding date.

If you'd like to move forward, we can decide on a number of hours, and I can get a personalized contract made up for you with information about getting the deposit to me to hold the date.



## FREQUENTLY ASKED QUESTIONS:

### ***-HOW DO WE BOOK YOU?***

Once you've worked out a tentative schedule for the day and know how many hours you'll need me, send me an e-mail, and I will type up a personalized contract for you. You will print out the contract, sign it, and return it to me with a \$300 deposit to hold your date. The \$300 is non-refundable, but it is included in your total. For instance if you owed \$1,800 total, you would send me the \$300 deposit with the signed contract, and the remaining \$1,500 would be due by your wedding date. When we are 10 weeks away from your wedding day, I will send you my pre-wedding questionnaire to get a more complete schedule for the day, find out what details you want to be sure get documented, and get a list of the family pictures needed.

### ***-HOW MANY PHOTOS WILL WE RECEIVE?***

It's so different with every wedding! Some couples plan lots and lots of time for portraits of just the two of them, or have a million family pictures that they need taken, or dance all night long- adding tons of dance pictures to their reception images. My wedding image total ranges from 400-800 images. I would say the average total is around 500 images.

### ***-DO YOU PROVIDE VIDEOGRAPHY SERVICES AS WELL?***

I do not unfortunately; I am the only shooter with my company and am occupied capturing photos the whole day. I do have a few recommendations in the Columbus area though! Send me an e-mail for more details.

### ***-DO YOU TOUCH UP EVERY IMAGE ON OUR USB DRIVE?***

Yes I do. Every image I deliver is edited with my unique style of post production. This involves color correction, exposure adjustment, selective black and white processing, clarity adjustments, getting rid of blemishes, and other corrections. Many photographers will not post produce any images, or will only edit select images from your wedding. This means that you may have pictures that are too dark, have strange skin tones or other common photography flaws.

### ***-HOW MANY HOURS SHOULD I SET ASIDE FOR PHOTOGRAPHY?***

See the section of this booklet on scheduling advice starting on Page 7.

### ***-DO YOUR PACKAGES INCLUDE AN ENGAGEMENT SESSION?***

No, but an engagement session can be scheduled at any time of year for \$350. See Page 10 for more details!

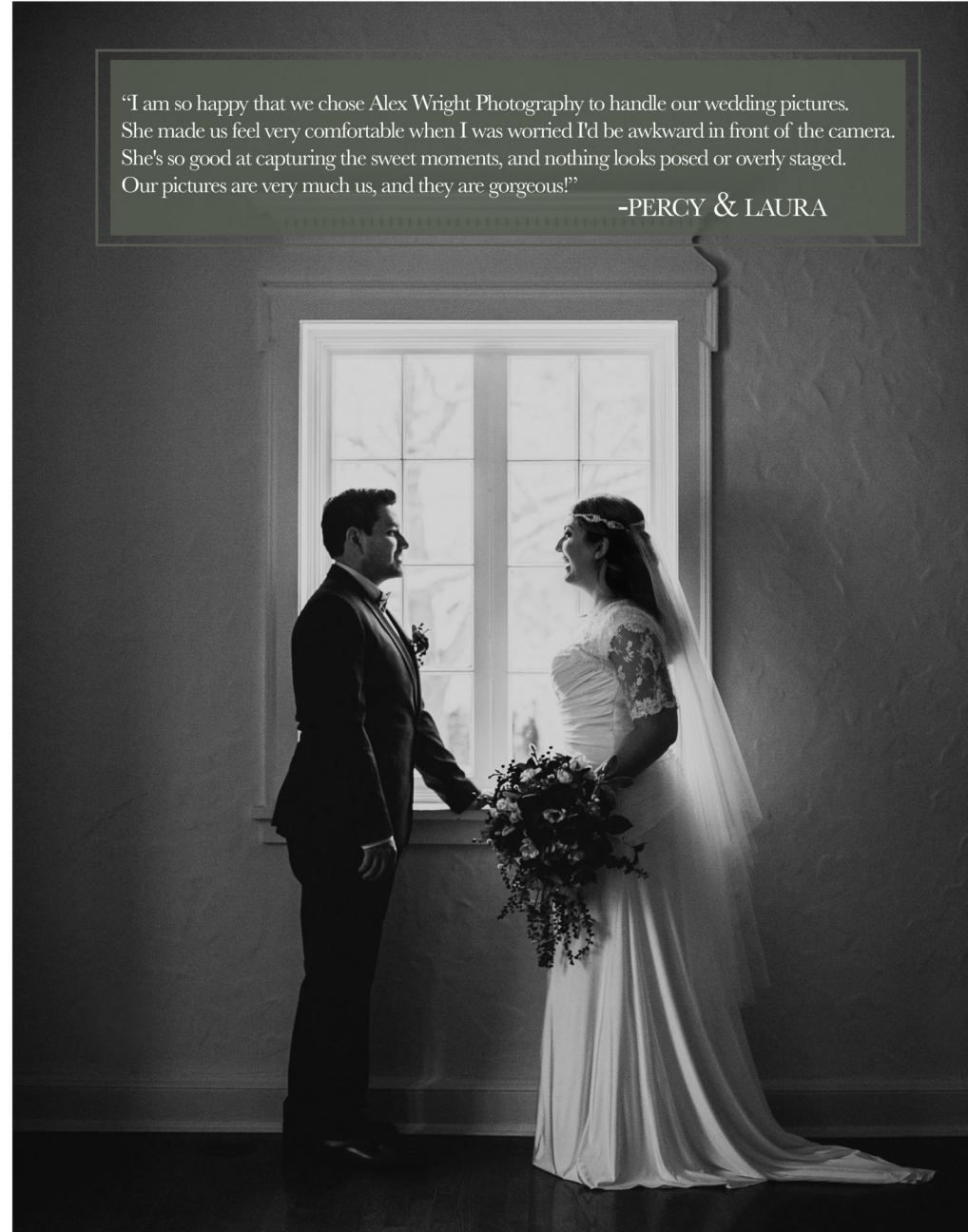
### ***-WHAT HAPPENS IF WE GO OVER THE CONTRACTED AMOUNT OF TIME?***

I understand that not everything goes as planned during a wedding. I never pack up equipment before the contracted time, and I will not take off as soon as my my time is up. Instead, I will touch base with you 15 minutes before the end of my time. If you would like me to stay longer, I will charge \$300 per extra hour.



"I am so happy that we chose Alex Wright Photography to handle our wedding pictures. She made us feel very comfortable when I was worried I'd be awkward in front of the camera. She's so good at capturing the sweet moments, and nothing looks posed or overly staged. Our pictures are very much us, and they are gorgeous!"

-PERCY & LAURA






## CANDID MOMENTS

“Alex captured candid moments perfectly and is honestly like a photographer ninja- she never misses a moment, but I don't even remember seeing her at the reception.”

*Maggie - 2016 Bride*

“I loved working with Alex because I didn't feel like I was having to stand and pose for her to take an amazing shot. I was able to enjoy my wedding and enjoy company without worrying about whether the photographer was capturing this moment.”

*Rachel - 2015 Bride*



“Alex's work is beautiful- she has such a talent for capturing details and moments of the day that we were too busy to notice.”

*Alina - 2015 Bride*

## EVERY DETAIL MATTERS

“One of my favorite things Alex did was give us a pre-wedding questionnaire that asked if we had any important accessories or decorations that were sentimental so that she could make sure they were photographed. Not only did she have this list with her on the wedding day, but she had studied up and was ready to go, making sure we had photographed memories of everything we wanted.”

*Ruth - 2016 Bride*



## SCHEDULING TIME FOR PHOTOS:

### *Some Advice:*

-A lot of clients think they need the photographer there at the crack of dawn as soon everybody starts getting their hair done, but the truth is I don't need more than one hour to get great shots of the ladies touching up hair and make-up and helping the bride into her dress, and to get the boys putting on their shoes and ties. (I will need more time if the boys and girls are getting ready at separate locations.) The other two hours or so spent getting ready don't necessarily need to be documented, and you can pay to have me for two more hours at the reception instead.

-I really *really* love when clients schedule a first look before the ceremony so that we can get ALL posed photos out of the way and you won't have to make your guests wait 60 minutes after the ceremony while we take family photos, wedding party photos, and portraits of just the bride and groom. See more details about this on Page 8.

-If you only have me booked for a certain amount of hours and can't schedule a lot of time for portraits, I will make it work! Keep your list of family portraits short, and I will document a few basic shots of the wedding party and the couple by themselves, and then I'll spend the remaining time documenting the precious candid moments from the day.

-You can give me breaks throughout the day if needed to save money. For instance, if you gave me an hour off to eat dinner after the wedding party is announced into the reception, I won't charge you for that hour if you clarify that you won't need me taking pictures during that time.

-If you decide to book me for 6 hours and then realize you need more time later on, I can send you a new contract no problem! The deposit amount will be the same. If your wedding day is behind schedule and you realize you'll need me to stay longer than planned, I will bill you an additional \$300 per hour.

-Do as much as you can to plan a schedule so that things will run smoothly; but then delegate and leave decisions up to others on your wedding day so that you can relax and have fun! I'll be there to document everything going on. Don't stress!

### *Sample 8-Hour Schedule:*

*2pm- Alex arrives to get shots of couple getting ready/jewelry and accessory details (about an hour)*

*3pm- First look with bride and groom (won't take long- I will scout out a private spot when I arrive)*

*3:15pm- Wedding party pictures and portraits of bride and groom (about 45 minutes)*

*4pm- All family pictures (up to an hour; but some couples have smaller families, and I can finish these within 15 minutes)*

*5pm- Bride and groom tucked away before guests arrive- Alex photographing ceremony/reception decorations and details*

*6pm- Ceremony starts*

*6:30pm- Cocktail hour/reception begins- have someone in charge of keeping things going throughout the night (usually a D.J.)*

*10pm- Send-off of the couple- Alex leaves*



## THAT FIRST LOOK THOUGH



I love when clients choose to do a “first look” before the ceremony, and here’s why:

It gets a lot of the stressful bits out of the way early and allows you to spend most of the day with your future spouse. I find that most of my couples who may be anxious that things will go wrong or don’t like being the center of attention are instantly calmed when they see their best friend during the first look. All of that internal stress is gone.

If we’re able to get all of the family portraits, wedding party pictures, and bride/groom shots out of the way before the ceremony, you will actually get to be **present** at your own cocktail hour and reception, mingling with guests who can’t wait to congratulate you.

No need to stress about a first look location. When I arrive at your venue, I will scope out a spot that is private with great lighting so that your first look can be intimate and sweet.

That being said, I realize that seeing your groom for the first time when you’re making your way down the aisle is a dream for a lot of people, and I am happy to make that dream come true for you! If that’s the case, we can at least schedule some of the wedding party pictures before the ceremony (bridesmaids and groomsmen separately) to save some time later. Then if possible, schedule around 60 minutes (longer if you’d like pictures away from the venue) for us to get family pictures, shots of the whole wedding party together, and lots of pictures of just the two of you before the reception.







## FAMILY PORTRAITS

### WHY IT'S IMPORTANT TO PLAN AHEAD:


Most of my clients hire me for my documentary photography style, but I've had a few clients be disappointed that in the craziness of the day they forgot to get a picture with their Grandma/favorite Uncle Jim/just their cousins, etc. Family formals can be quick and easy, or they can be extremely stressful and time consuming. Planning for them in advance is the best way to make sure this part of the day goes smoothly. This is the only part of the day where I require a list of photos from you. I promise to knock them out as quickly as possible, so that you can get back to partying with friends and family! Here is a generic family formal list that you can build off of if you need help:

- Bride and groom with officiant
- Bride and groom with bride's grandparents
- Bride and groom with groom's grandparents
- Bride and groom with bride's immediate family – parents, siblings
- Bride and groom with bride's parents
- Bride with bride's parents
- Bride and groom with bride's siblings
- Bride with bride's siblings
- Bride and groom with bride's parents and groom's parents
- Bride and groom with groom's immediate family – parents, siblings
- Bride and groom with groom's parents
- Groom with groom's parents
- Bride and groom with groom's siblings
- Groom with groom's siblings

## FAMILY FORMAL TIPS:

- The larger the group, the more time it will take to set up. Sometimes even wrangling immediate family members is difficult. Plan for 10 minutes to set up and shoot any group larger than 15 people. An area with stairs or a hill helps with posing large groups! Smaller groups with immediate family members (and grandparents) should be the priority.
- When you are outlining each group, put names on the list so I can call them out and get the next group ready to go.
- Put the biggest family shots closer to the beginning of the list. This way I can tell people they're free to go after their photo(s) and work my way down to just the parents, then move on to the wedding party photos.
- Put any shots with grandparents earlier in the list if they have trouble moving around. Also, if you want a shot with your officiant and I'm doing your family photos immediately after the ceremony, make that the first shot on your list.
- Let people know we will need them for family pictures immediately after the ceremony (or if we're shooting before the ceremony, let them know **where** and **when**) so that everyone doesn't wander. You may consider e-mailing copies of your list to the family members needed. When couples do this, it always makes a HUGE difference in how quickly I am able to move people along through the groupings.
- Let me know if you have a specific location in mind that is important for you to have your family pictures (inside the church, in front of the backdrop your dad made, etc.) Otherwise, I will scout a spot with a clear background and good lighting when I arrive for the day, and you won't have to worry about it.
- If the bride and groom are not seeing each other before the ceremony, and I am taking photos **in between** the ceremony and reception, I like to shoot in this order: larger family groupings, immediate family groupings, wedding party portraits, portraits of just the bride and groom.
- If we are doing your family formals **before** your ceremony, we'll do it backwards – first look, bride and groom portraits, then wedding party portraits, immediate family groupings, larger family groupings. When we do family photos before the ceremony, it's best to work in order of when people will be ready and available.

As always, please let me know if you have any questions!



## ENGAGEMENT SESSIONS

I *love* engagement sessions. I don't like to pose very much, but I will quickly step in to offer ideas and move positions if something looks awkward. My goal is to make you look as beautiful as possible without looking stiff or unnatural. A lot of clients feel nervous for these sessions, but after the first 15 minutes or so, they realize how fun and laid back an engagement session can be.

These sessions last 2 hours and include at least 50 high-resolution, edited images and full printing rights. I like to start shooting a couple of hours before the sun sets. I usually suggest bringing one more casual outfit, and one more dressy outfit, but it completely depends on the couple! Some stay in the same outfit the whole time, while others bring three or four to express different sides of themselves. Try to plan your outfits ahead of time so it's not a point of stress for you on the day of the shoot, and be sure to express your personal style! People always ask me what they should wear, but I think that if you feel at home in jeans barefoot in a park or rocking bright stilettos in the city, then you do you. The more confident you feel, the better the photos will turn out.

Props (bold sunglasses, signs, bikes, vintage drinks) are completely welcome, but not necessary if you want to keep it simple. I also LOVE working with pets during engagements. I cannot stress this enough.

Any time of year is great for engagement pictures- whether you're laying in the grass in a cute sundress, cuddled up in a blanket in the winter; or throwing leaves at each other in the fall. Love is always in season!

# Thank You

It brings me so much joy to photograph weddings, and it's thanks to all of you that I get to keep supporting my family by having a career that I love deeply.

Contact me at any time with questions that you have, big or small.

Lots of love,

LIFESTYLE & WEDDING



**ALEX WRIGHT**

*photography*



[alexwrightphotography@gmail.com](mailto:alexwrightphotography@gmail.com)  
[www.alexwrightphotography.com](http://www.alexwrightphotography.com)