

Dimitrios Michelakis
Wedding Photography



Welcome



Let me introduce myself.
My name is Dimitrios and I'm a
photographer based in Chania, Crete.

After many years as a keen analog pho-
tographer and traveler all around the
world, I fell in love with the creative
process and I decided to start my own
Lifestyle & Wedding Photography busi-
ness back to my beautiful hometown, the
island of Crete.

For me Wedding Photography is one
of the most important features in
someone's life, because there is no other
way to remember all the great moments
of this important day.

The camera stops time, the lens cap-
tures the moment, the photograph
reveals what's in someone's heart...
and I'm truly inspired by that!

The secret behind a successful shoot-
ing is my clients to reveal their love to
me as their family and friends see it.
That makes the journey worthwhile!

Feel free to contact me directly for a
consultation on personalized services,
tailored to your needs and to get to know
each other.

In the following pages you can find some
extra tips on your wedding day photo
shooting and a few pieces of my work
through that special day.

That's my passion

Your Pre-Wedding engagement session

In my opinion, an engagement session prior to the wedding is the best way to begin your wedding festivities.

It can be as early as three months before your wedding day or, it can be right after your engagement.



Ideally, two or three days before the wedding is the best time to have a relaxed photo session with your future mate.

This session is the best time to work together, to get to know about each other's preferences and styles and to explore poses as a couple.

You will have a day to get dressed up, to choose from different outfits and locations and pose with your partner.

You do not need to worry about the time, as on your big day.

There is nothing to hurry up!



a few tips

What to wear:

Feel free to dress up to your favorite style and bring your fancy accessories!

You can even change different outfits during the session. The more locations and outfits you change, the more variety you have.

It's up to you and your mood!

Where to go:

Crete is ideal for photo sessions. There are many places where the beautiful Cretan surroundings will make your photos look perfect.

Which time of the day?

The best time for a photo session is during the afternoon or early in the morning.

We can start from the old Venetian city where we can discover photogenic places like old doors and beautiful alleys full of colorful natural light.

Later at sunset, we can end the session on a beach.

Posing:


Obviously couples aren't supermodels. But believe me, there's nothing to worry about, because love is in the air!

In every session, we start by teaching you some easy tips on pose.

By following these tips, the session will flow smoothly and your photos will look more beautiful



Your Wedding Day



I know firsthand that weddings are stressful, and some brides have planned for their big day for a long time.

But when the day arrives, don't sweat the details.

I'm here to reassure you that photography is the only thing you don't have to worry about on that special day.

Your task now is not to stress over minutiae, but to enjoy the day as it unfolds.

Be happy. Smile. Slow things down and enjoy all the moments.

But mostly, enjoy the company of your new husband/wife. This is the first day of the rest of your life.

Happiness means radiance and that leads to beautiful wedding photos! Just try it!

Let the Day Begin

Preparing your Groom

Usually men aren't so keen on getting pictures and sometimes they can feel like a background player on the wedding day.

Fear not! For me, catching special moments of the groom on the big day can be as significant as capturing distinctive moments with the bride.

In such cases I can be as discreet as possible without missing any of the beautiful moments.

Relax, have fun with your friends and family, put on your fancy suit and shoes and get ready for the ceremony!

Your big day will go by in a flash, and I will be there capturing all the little things of your joy!



Time for the Bride

It is time for the star of the day...the bride!

Wedding dress, shoes, jewelry, perfume, make up. Everything has to be perfect for that day...

I'm here to tell your story. Therefore I'll follow every step of your preparation...



Relax, enjoy and celebrate your time with your family and close friends as much as you can.

Forget that I'm around you and I'm taking pictures of you. It's my job to make you feel at ease.

As you will see in my portfolio my style is natural and documentary. Also, I love details very much and I like to highlight them.

Touch your lovely shoes, look at your wedding dress and be as spontaneous as someone can be!

The result will worth it.



a few tips

Plan your wedding Time-line

The key to a wedding day time-line that runs smoothly is planning ahead.

Remember to leave enough time for your preparations. Consider the location, ask professionals to arrive early so as to capture the atmosphere and excitement of the whole preparation and do the following:

Keep the room tidy

You can get ready in a hotel room or a villa. Wherever you decide to get ready, take some time to tidy up the place.

Leave only those things you need because there's nothing pleasant about having a soda bottle or a plastic bag in the picture.



Hang your Dress & don't forget the Details

Try to hang your dress somewhere nice before you are ready to put it on and expose those little details (shoes, invitations, jewelry, engagement rings and flowers) so as to be ready when your photographer arrives.

Beautiful outfit for Beautiful people

Remind your loved ones to arrive in the appropriate attire - no one wants to be the one guest who is way overdressed or underdressed and feeling sloppy.

After all, they have to be beautiful and pleasant in your photos.





Ceremony

The time we all expected has come...

The ceremony may be on a beach or a beautiful venue or even inside a church.

No matter where you plan your beautiful wedding, rest assured that your photos will be amazing.



Reception



Time to celebrate.




The wedding reception can be really fun even though it usually happens at the end of a really long day.

It doesn't matter if yours takes place in a 5-star hotel or in a restaurant on the beach.

It's time to celebrate your wedding with your guests, family & friends.

Give yourself some time to relax and get festive!

I'll be there for you to get the mood, the atmosphere of the place and the feel of the reception.








Next Day Photo shoot

Along with your wedding photo shoot, you can choose to have an after wedding photo shoot.

This artistic photo shoot can be the day after the wedding or even some days later!

This option gives you the opportunity to get pictures, in which you will be way more relaxed and without the wedding day's stress.

Let me give you some ideas of the places we can visit throughout the beautiful island of Crete or let me know what you may have in mind on that beautiful day!



Your Final Product




Luxurious wooden box with printed photos (not applicable for Bronze offer)



Wooden usb stick with your photos



Additional black and white photographs will be provided.



Your photos on an Android or Ios application (Easy to share with your friends on Facebook, Instagram etc.)



Luxurious digital printed albums (Platinum Offer)

F.A.Q.

- How soon will my pictures be ready?
- *Your photos will be sent to a luxurious wooden box in 4-10 weeks from your wedding day.*
- Do you usually book multiple marriages on the same day?
- *No. I don't book more than one weddings on a single day.*
- How many photos will I receive?
- *It depends of the hours. For a typical 8-hour wedding you will receive around 800 photos.*
- What resolution the photos have?
- *The photos you receive will be at the highest possible resolution without watermarks.*
- Do you process the photos?
- *Yes, all of your photos will be processed with Adobe Lightroom and Photoshop.*
- What cameras are you working with?
- *I use three different full frame professional Canon cameras and more than eight different lenses apart from all the other necessary equipment.*



Your investment

Silver Service (4 hours of coverage)

- Bride getting ready
- Wedding Ceremony
(Full coverage of wedding ceremony)
- Family photos after the Ceremony
- Creative time with the couple after the ceremony
(We will have a creative photo-time with bride and groom after the ceremony)
- Wedding Reception
(Coverage of wedding reception)
- **As a gift** I will design you a 25 spreads (50 page digital album) of your wedding, which you will be able to print it anytime and anywhere by yourself or just keep it in your PC.

Final Price 500 € (all taxes included in the price) (prices are for Chania area)

Golden Service (8 hours of coverage)

- Bride getting ready
- Groom getting ready
- Wedding Ceremony
(Full coverage of wedding ceremony)
- Family photos after the Ceremony
- Creative time with the couple after the ceremony
(We will have a creative photo-time with bride and groom after the ceremony)
- Wedding Reception
(Coverage of wedding reception)
- **As a gift** I will design you a 25 spreads (50 page digital album) of your wedding, which you will be able to print it anytime and anywhere by yourself or just keep it in your PC.

Final Price 999 € (all taxes included in the price) (prices are for Chania area)


More Services available upon request




Dimitrios Michelakis

www.dimitriosmichelakis.gr

 DMphotojournalism

 info@dimitriosmichelakis.gr

 @dmphotojournalism

 +306977423204